



AUTHOR: ANDREW BAINBRIDGE
ADVICE/CONTRIBUTIONS BY: KEVIN OATES, BARNEY HAWKINS, DAVID ROBINSON, CATHERINE BOWMAN, ELIZABETH WATERMAN
ISSUE: VERSION 11 (19th February 2026)



REGATTA CREW BRIEFING



6TH JUNE 2026

WELCOME TO THE EVENT FROM HEXHAM RC ORGANISING COMMITTEE

Welcome to all new and returning competitors to this year's event

Please take note:

- 1. Be prepared to boat on time**
- 2. Help us to help you keep safe at all times**
- 3. Show consideration and courtesy to all fellow competitors**

REMEMBER TO STAY SAFE

&

HAVE A GREAT DAY!

KEY CLUB CONTACTS

CHAIR: BARNEY HAWKINS

CONTACT: hexhamregatta.tynegreen@yahoo.com

CHAIR OF RACE COMMITTEE: DAVID
ROBINSON

CONTACT: davidrobinson332@aol.com

HRC SAFETY OFFICER: ANDREW
BAINBRIDGE

CONTACT: hexhamrcsafety@gmail.com

REGATTA SECRETARY: CATHERINE
BOWMAN

CONTACT: hexhamregatta.tynegreen@yahoo.com

REGATTA WELFARE OFFICER: SHOR
RENYARD

CONTACT: hrcwelfareofficer@gmail.com

REGIONAL SAFETY ADVISOR: JOHN
MULHOLLAND

CONTACT: john.rrsa@jdmulholland.plus.com

www.hexhamrc.co.uk



WHEN YOU ARRIVE

- Cars to be parked in normal Tyne Green Parking Spaces.
- This is public access and car park may fill up quite quick.
- Visitors can also park at the following locations:
 - Wentworth centre -will require a £1 display disc
 - Travel lodge at Hexham – free parking



- Towing vehicles and trailers only permitted to park on Tyne Green.
- A parking area will be allocated for each trailer on arrival.
- No cars, other than essential towing vehicles are permitted on Tyne Green trailer area.
- Cars with single boats on roof racks will be allowed onto Tyne Green to allow offloading.

www.hexhamrc.co.uk



MARSHALS AND THEIR ROLE



Club Marshals will be wearing high-vis jackets as illustrated.

Hexham RC volunteers will be predominantly in the white tents, landing stage area and clubhouse.

Our aim for the event is to ensure safe, on-time, fair and enjoyable races.

If in doubt with regard to anything on the day, please don't hesitate to ask a marshal or Hexham volunteer for advice/help.

UMPIRES AND THEIR ROLE



Umpires will be wearing high-vis jackets as illustrated. They will be located at the stations on the south bank as indicated on the circulation pattern map.

Umpires control all aspects of the race and have the authority to issue official warnings to competitors or disqualify crews from the race if an infringement of British Rowing Rules of Racing and/or local regatta race rules has taken place.

PLEASE follow all instructions given by umpires at all times while on the water, before, during and after the race.

If crews/competitors abuse any other competitors or officials, umpires have the right to issue an official warning or disqualify crews from the race.

GENERAL RIVER SAFETY

Red Seal Rescue will be on hand for all three divisions in case any competitors capsize or get into difficulty

They will be located on the river.

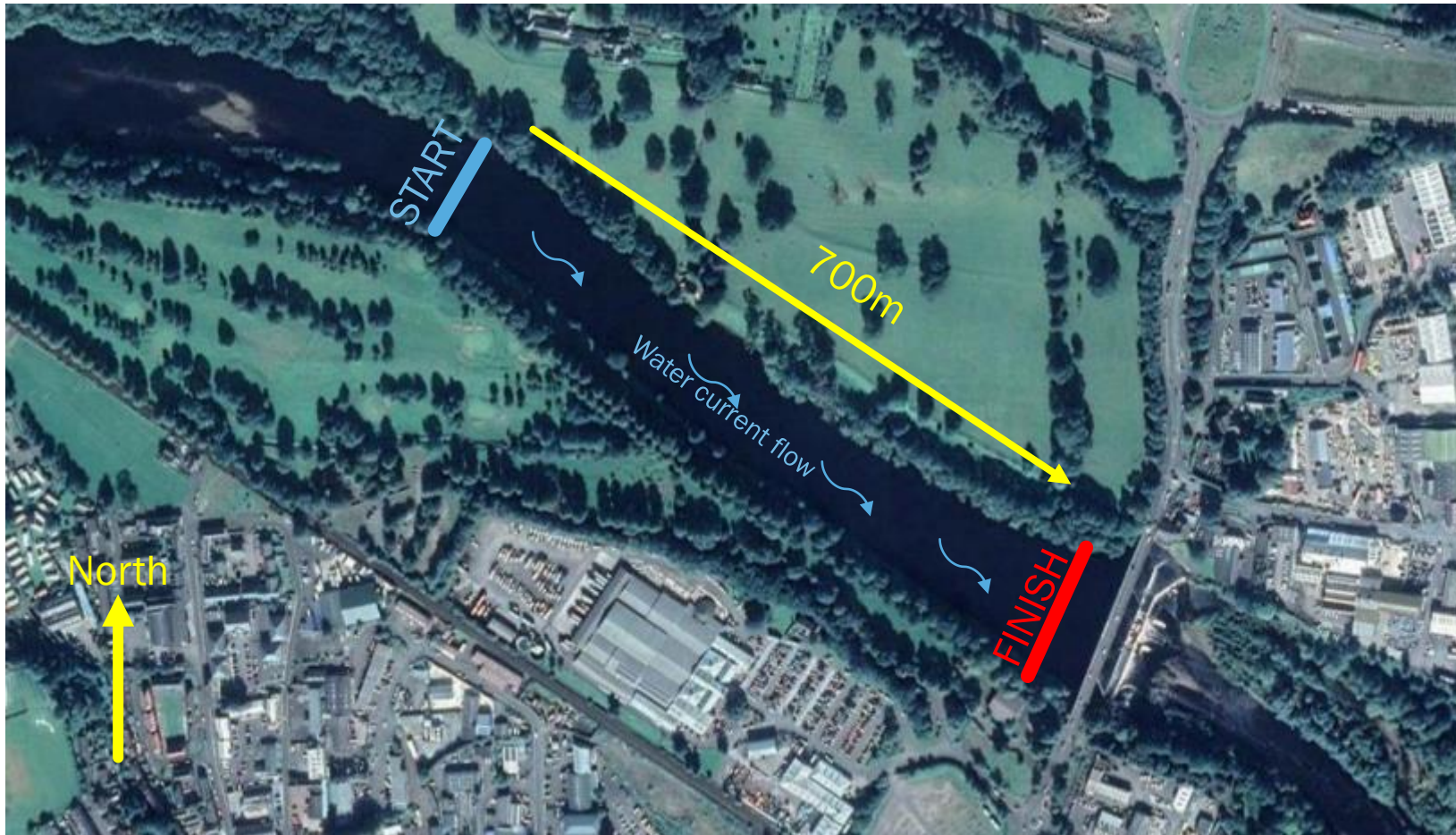
PLEASE take all necessary precautions on the river to remain safe.

If you become aware of any unsafe actions please inform an umpire or race control at the earliest opportunity so action can be taken.

Marshals/umpires and Hexham RC volunteers will be bankside to keep an eye on all proceedings during the event.



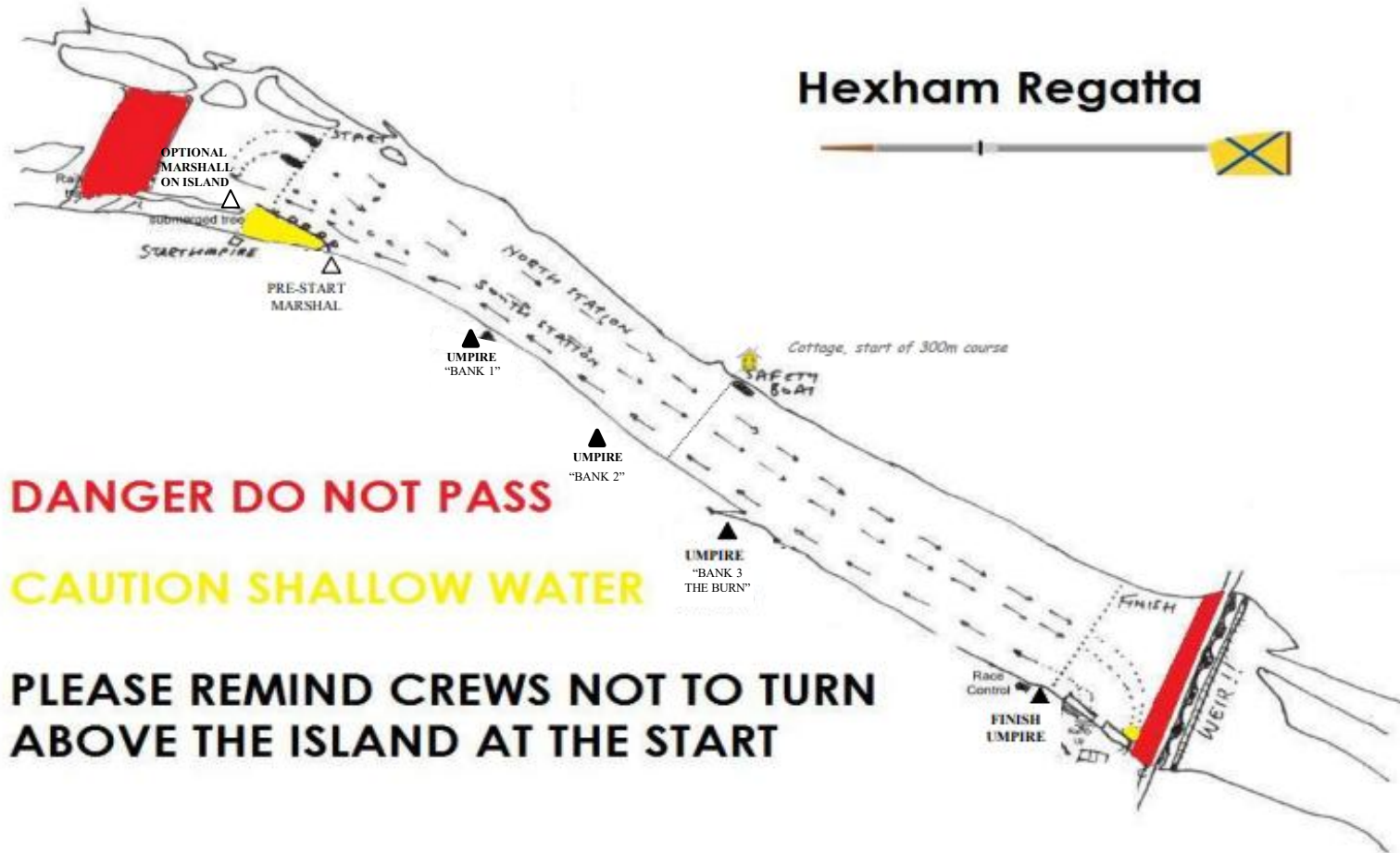
THE COURSE – MAP OVERVIEW



- Hexham Regatta course length is 700m
- The course comprises one wide downstream racing lane with two stations NORTH (far side) & SOUTH (Tyne Green / Boathouse side)
- An upstream lane on the south side permits competing crews to row to the start. This lane will be buoyed all the way to the start.
- Marshals and Umpires will be positioned up the length of the course on the south side of the river.

CIRCULATION PATTERN REVIEW

KEY POINTS



DANGER DO NOT PASS

CAUTION SHALLOW WATER

PLEASE REMIND CREWS NOT TO TURN ABOVE THE ISLAND AT THE START

- Please review and adhere to the circulation pattern shown on this slide.
- As stated, competitors will row up in the Marshalling lane illustrated by arrows going upstream. This will be buoyed off from the racing lanes.
- The start is shown at the top, just before the pebbled island. Please note this area is shallow and boats should not go beyond the roped off areas.
- Please remain in your racing lane all the way down to the finish line.
- The cottage indicates approximate the halfway point of the race.
- Finish line is indicated by a white board on the North Bank (in the trees) and notified by a blast on the air horn.
- PLEASE FOLLOW all instructions by bankside marshals and umpires.
- No one other than umpires/regatta officials should be using any sort of electrical equipment to communicate to crews from bankside

RACING: CREWS ENTERING THE RIVER

- This is the entry point for competing boats
- **Please arrive 20 minutes before race time with your opposition. Please boat in race order.**
- A one way system will be in operation.
- Marshals will be present to help crews boat in race order.
- PLEASE BE AWARE when carrying boats down to the landing. The steps are steep and may be wet.




- Club members will be on hand to help competitors into boats.
- PLEASE ENSURE that your boats and equipment meet RowSafe requirements prior to Control Commission checks which will be carried out before you reach the landing area. Ensure that your gates are unlocked before reaching the landing stage.
- Shoes/Wellies must be kept off the landing stage and either taken away or stowed on the boats. They can be left on bankside hill for collection.
- Crews must be ready to boat and push off into marshalling lane as quickly as possible – **with their opposition.**
- Boats must be placed in river with bows facing upstream.

RACING: HEADING UP TO START

KEY POINTS

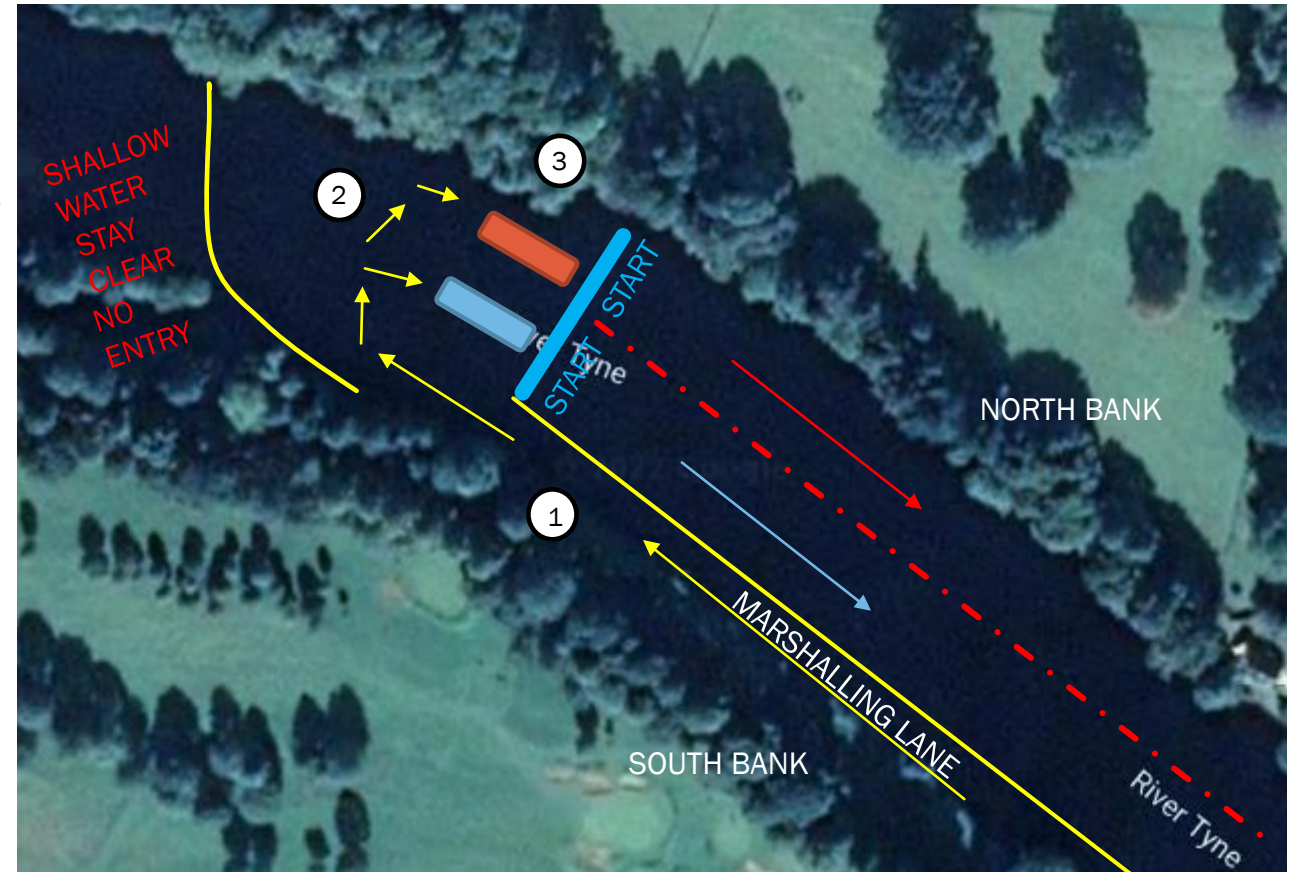
- On the way upstream, please keep in the MARSHALLING LANE, which will be buoyed.
- Please be aware of other competitors coming downstream.
- FOLLOW all instructions given by the bankside marshals or umpires, non-compliance with instruction may result in an official warning or disqualification.
- Competitors must **keep with their race opposition** on the way up to start position.
- **PLEASE NOTE** crews are not allowed to warm up/row firm or practice race starts in the marshalling lane – any crew that does may be subject to an official warning from bankside umpires.
- **PLEASE NOTE** the marshalling lane may be shallow with weeds so keep some distance from the side of the river but do not cross beyond the buoyed line into the racing lanes.
- **PLEASE NOTE**, late arrivals at the start position may be disqualified.



RACING: APPROACHING THE START LINES

KEY POINTS

- Follow step-by-step start procedure as illustrated.
- Crews to avoid the shallow areas indicated in images.
- Please follow arrow directions shown to line up in respective lanes.
- Crews will turn and line up in respective positions at the start line. The start umpire will align the bows of each crew, as closely as is feasible for a "free start", with the start line marker.
- STAY IN SIGHT of the bankside umpires/marshals at all times.
- BE READY to go forward to START line when called by the start umpire and ready to race
- FOLLOW all instructions given by umpires on the SOUTH bank for race start.



1. Crews to hold boats at pre-start umpire/marshal stationed on bankside and await instruction to proceed up to start line.
2. Turn boats in respective lanes as indicated in race order as required.
3. Crews row up to START line when instructed by start umpire in respective lanes and be ready to race.

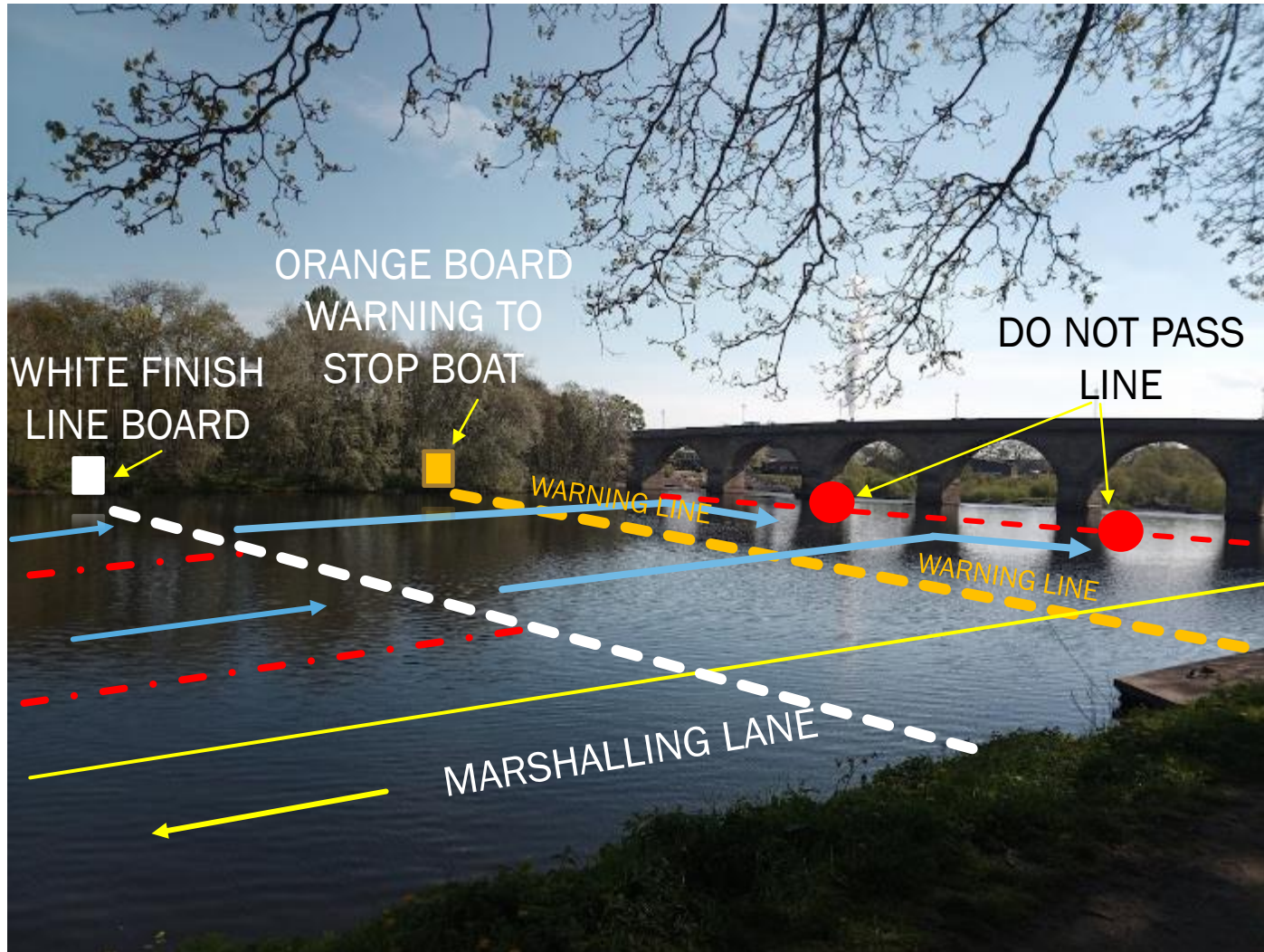
RACING: RACE STARTS



KEY POINTS

- The Racing will comprise two lanes, NORTH LANE (far side of river) and SOUTH LANE (boathouse side of river).
- PLEASE keep to your designated race lane.
- DO NOT STRAY from your lane and especially not into the MARSHALLING LANE.
- FOLLOW all instructions given by the umpires.
- The cottage on the far side of the river indicates the approximate half-way point of the course.

RACING: FINISHING LINE



KEY POINTS

- The white board on the NORTH BANK (far side of river), indicates the FINISH LINE.
- The orange board on the NORTH BANK, indicates warning line to stop the boat promptly.
- DO NOT PASS line is marked by buoys at the end of the course.
- Once past the finish line, stop and turn towards the bottom landing.
- PLEASE BE quick when turning as other races will be coming straight after. The quicker crews can get to the bottom landing, the less chance there is of build up of boats near the bridge.
- PLEASE keep your distance from the bridge, the water is shallow so boats can get damaged and also the weir on other side is dangerous.
- You should give yourself enough time to come to a complete stop and turn.
- Race results will be recorded by Hexham Regatta club members in the white tent following the race completion.
- In the event of a dead heat or other issues, competitors will be asked to race again. LISTEN AND FOLLOW ALL instructions by umpires at the finish.
- If the race is to be re-run – please follow the one way system and re-join the MARSHALLING LANE without entering the racing lanes.
- Bankside spectators/coaches should not loiter on the landing or near the finish which would impede regatta officials/umpires.

IMPORTANT WARNING: HEXHAM FINISH WEIR



PLEASE NOTE: This is just on the other side of Hexham Bridge.

Crews will need to **HOLD BOATS UP PROMPTLY TO A STOP** once past the FINISH LINE as indicated by a blast on the airhorn to avoid drifting over weir.

Complete a 90 degree bow turn once boat has stopped and head to lower landing stage where you will be helped to disembark as quickly as possible.

RACE END: LANDING THE BOATS AND GETTING ONSHORE



KEY POINTS

- Once past the FINISH LINE, quickly turn and head to bottom landing stage.
- All boats must land with bows facing upstream (see image on the left).
- Club members will be on hand to help competitors disembark.
- All blades will be placed on the adjacent bank to the bottom landing for collection after competitors have disembarked and moved their boat off the bottom landing.
- Please follow the one-way system up the landing ramp to take boats back to trailers as indicated on the right.
- PLEASE be as quick as possible when disembarking.
- This will help maintain the flow of competitors and ensure the timely turnaround of races.



GENERAL RACE INFORMATION, RESULTS AND MEDALS

- All race information and order/results will be found on the day within the accessible white tent on the bankside near the clubhouse.
- Club members will be on-hand within the tent to answer all queries.
- Coxes weigh in will be located in the clubhouse.
- PLEASE do not enter/interrupt the race control tent which faces the river.
- Event packs will be given out from the accessible white tent on the bankside for each club. Each pack will contain all relevant bow numbers for boats and list of crews.
- Competitors race times will be available in the white information tent and online when the final race order has been confirmed.
- The day's racing results will be logged throughout the day and will be accessible live online with the "easyregatta app".
- Once race category finals have been completed, medals for all the winning crew can be collected from the white information tent by one member of the winning crew.

(Times of divisions are provisional and subject to change depending on entries received)

	Division 1 08:00 – 11:20	Division 2 11:40 – 15:00	Division 3 15:20 – 19:00
8+	J18, J17, J16 Open	Women OMas, WMas	WJ18, WJ17, WJ16 Mx
4+	WJ18, WJ17, WJ16 Women, WMas	J18, J17, J16 OMas	Open
4-	WMas	Open	Women OMas
4x-	WJ18, WJ17, WJ16 OMas	Women WMas	J18, J17, J16 Open, Mx
4x+	J15	J14, WJ15	WJ14
2-	Open		Women
2x	J18, J16, J14 Mx, WMas	WJ18, WJ16, WJ14 Women, OMas	J17, J15, WJ17, WJ15 Open
1x	WJ18, WJ16 Women	J17, J15, WJ17, WJ15, Open	J18, J16 WMas, OMas

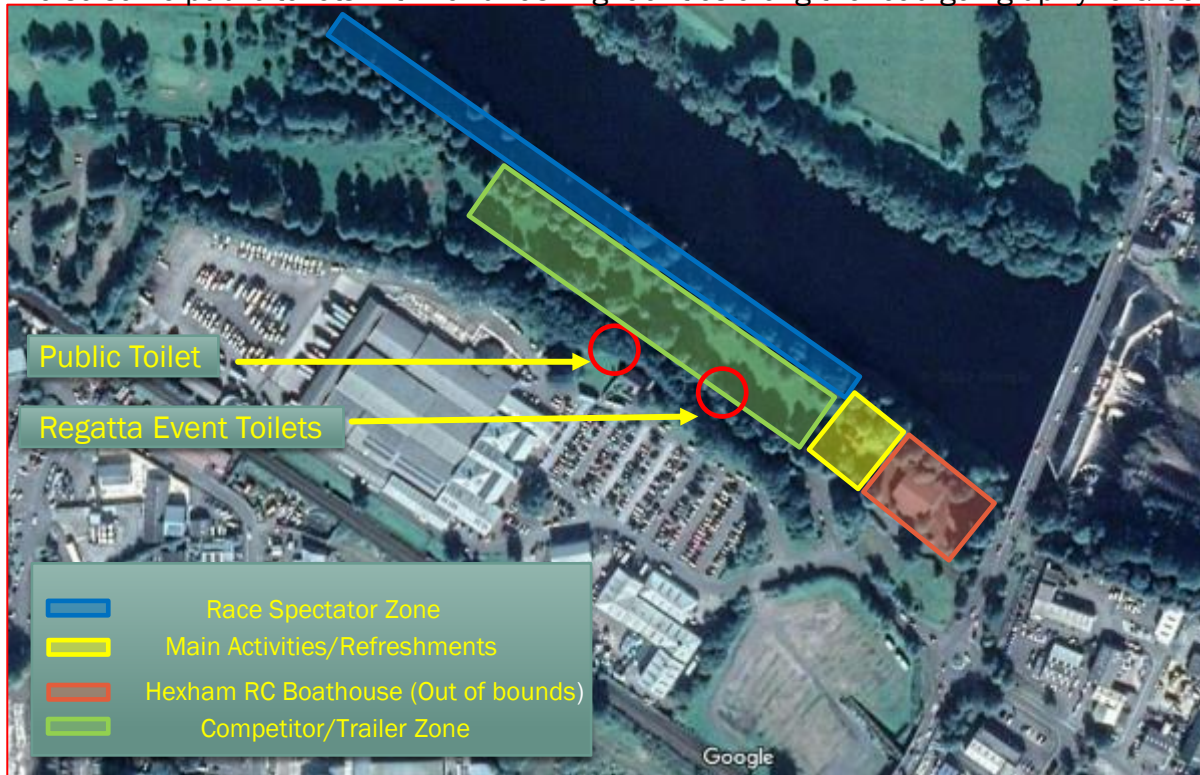


www.hexhamrc.co.uk



REFRESHMENTS AND FACILITIES

- See below map indicating the areas at Hexham Regatta.
- Race commentary will be available along the Spectator zone via a speaker system throughout the event.
- Any important information will also be communicated via the speakers.
- Refreshments such as hot/cold food will be available throughout the day near the clubhouse (shown in yellow)
- The large brown boatshed is out of bounds to competitors (other than Hexham RC and QE High School Rowing Club).
- Portable toilet facilities will be available on Tyne Green for use by competitors. There are also some public toilets with handwashing facilities along the road going up Tyne Green.



- First aid will be on hand at Hexham Regatta, if anybody needs to report a serious/urgent medical issue please report to your nearest marshal, Hexham RC member or staff at the white information tents.

BIG THANK YOU FROM HEXHAM REGATTA

A Big Thank You to:

- All competitors, coaches, supporters who are coming to the Regatta.
- To all the umpires, marshals and volunteers for their support and time throughout the day, it is much appreciated by everyone at Hexham Rowing Club.

THANKS FOR COMING AND WE LOOK FORWARD TO YOUR PARTICIPATION AT HEXHAM REGATTA